

Log-in to VESTA for the First Time

VESTA log-in

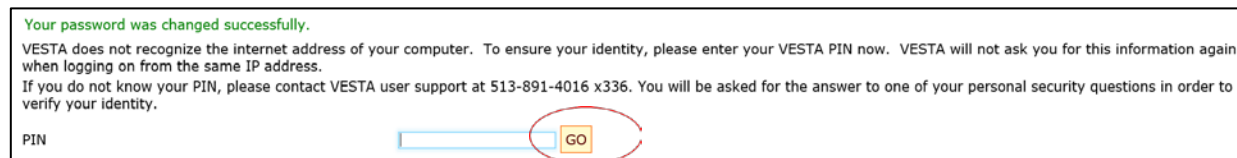
A VESTA user logging in for the first time will log-in with a VESTA Trainer. You will access the VESTA system by going to the VESTA website at <https://www.vestalive.net>. Your username will be the first initial of your first name and your full last name in lowercase letters (e.g. Mary Smith's username would be msmith). Your password for the first time you log-in will be your username and the numbers 2134 (e.g. msmith2134). Enter your username and password and click the [\[Go button\]](#).



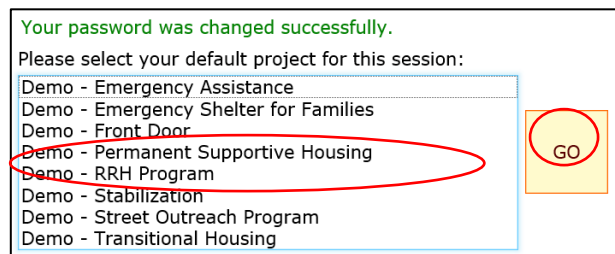
You will be required to create a new password. Your password must be at least 8 characters including at least one number. Your new password cannot contain your username or the words VESTA, HMIS, or PCL.



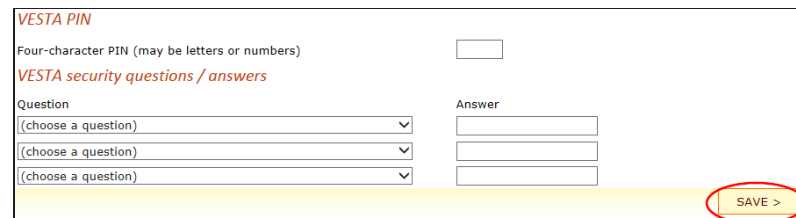
Security in accessing the VESTA system is extremely important. PINs are a security measure for users who are attempting to log-in to the VESTA system. Your PIN is used to confirm your identity in the event that your VESTA username and password have been compromised. ***Please Note-When setting up your VESTA account for the first time, leave the [PIN] field blank and select GO.**



You will be prompted to select a project at your agency and complete the user set-up process. Select any project at your agency and press GO to advance forward in the account creation process.



To complete your user set-up, enter a PIN and security questions. The PIN must be four characters and may be letters and/or numbers. You must select and answer 3 of the available security questions. After you have entered your PIN and security questions, click >SAVE. You must remember your PIN in case you have to reset your password.



For additional information, contact VESTA User Support

Support via email

VESTA technical or user support

> techsupport@partnershipcenter.net

Support via telephone

Monday through Friday 8:30am - 5:30pm.

513-891-4016 x336